


Name of the Company: SHYAM CENTURY FERROUS LIMITED			
Class of security: Equity Share of FV Re. 1 each			
SHAREHOLDING PATTERN - PRE SCHEME OF ARRANGEMENT (As on 25th August, 2014)			
Partly paid-up shares:-			
	No. of partly paid-up shares	As a % of total no. of partly paid-up shares	As a % of total no. of shares of the company
Held by promoter/promoter group	0		0.0000
Held by public	0		0.0000
Total	0		0.0000
Outstanding convertible securities:-			
	No. of outstanding securities	As a % of total no. of outstanding convertible securities	As a % of total no. of shares of the company, assuming full conversion of the convertible securities
Held by promoter/promoter group	0		0.0000
Held by public	0		0.0000
Total	0		0.0000
Warrants:-			
	No. of warrants	As a % of total no. of warrants	As a % of total no. of shares of the company, assuming full conversion of warrants
Held by promoter/promoter group	0		0.0000
Held by public	0		0.0000
Total	0		0.0000
Total paid-up capital of the company, assuming full conversion of warrants and convertible securities		500000 Shares of Re.1/- each	

STAR FERRO AND CEMENT LTD.



Company Secretary

SHAREHOLDING PATTERN - PRE SCHEME OF ARRANGEMENT

Statement Showing Shareholding Pattern

Category code	Category of Shareholder	Number of Shareholders	Table (I)(a)		Total shareholding as a percentage of total number of shares		Shares Pledged or otherwise encumbered	
			Total number of shares	Number of shares held in dematerialized form	As a percentage of (A+B) ¹	As a percentage of (A+B+C)	Number of shares	As a percentage
(I)	(II)	(III)	(IV)	(V)	(VI)	(VII)	(VIII)	(IX) = (VIII)/(IV)*100
(A)	Shareholding of Promoter and Promoter Group ²							
1	Indian							
(a)	Individuals/ Hindu Undivided Family	6*	6	0	0.0012	0.0012	0	0
(b)	Central Government/ State Government(s)	0	0	0	0	0	0	0
(c)	Bodies Corporate	1	499994	0	99.9988	99.9988	0	0
(d)	Financial Institutions/ Banks	0	0	0	0	0	0	0
(e)	Any Others (Specify)	0	0	0	0	0	0	0
	Sub Total(A)(1)	7	500000	0	100.0000	100.0000	0	0.0000
2	Foreign							
a	Individuals (Non-Residents Individuals/ Foreign Individuals)	0	0	0	0.0000	0.0000		
b	Bodies Corporate	0	0	0	0.0000	0.0000		
c	Institutions	0	0	0	0.0000	0.0000		
d	Qualified Foreign Investor	0	0	0	0.0000	0.0000		
e	Any Others (Specify)	0	0	0	0.0000	0.0000		
	Sub Total(A)(2)	0	0	0	0.0000	0.0000	0	
	Total Shareholding of Promoter and Promoter Group (A)= (A)(1)+(A)(2)	7	500000	0	100.0000	100.0000	0	0.0000
(B)	Public shareholding							
(1)	Institutions							
(a)	Mutual Funds/ LTFI	0	0	0	0.0000	0.0000		
(b)	Financial Institutions/ Banks	0	0	0	0.0000	0.0000		
(c)	Central Government/ State Government(s)	0	0	0	0.0000	0.0000		
(d)	Venture Capital Funds	0	0	0	0.0000	0.0000		
(e)	Insurance Companies	0	0	0	0.0000	0.0000		
(f)	Foreign Institutional Investors	0	0	0	0.0000	0.0000		
(g)	Foreign Venture Capital Investors	0	0	0	0.0000	0.0000		
(h)	Qualified Foreign Investor	0	0	0	0.0000	0.0000		
(i)	Any Other (specify)	0	0	0	0.0000	0.0000		
	Sub-Total (B)(1)	0	0	0	0.0000	0.0000		
(B) (2)	Non-institutions							
(a)	Bodies Corporate	0	0	0	0	0		
(b)	Individuals							
I	Individual shareholders holding nominal share capital up to Rs. 1 lakh	0	0	0	0	0		
II	Individual shareholders holding nominal share capital in excess of Rs. 1 lakh.	0	0	0	0	0		
(c)	Qualified Foreign Investor	0	0	0	0.0000	0.0000		
(d)	Any Other (specify)	0	0	0	0.0000	0.0000		
(d-i)	Trusts							
(d-ii)	Clearing Member							
(d-iii)	Non Resident Individual							
	Sub-Total (B)(2)	0	0	0	0.0000	0.0000		
(B)	Total Public Shareholding (B)= (B)(1)+(B)(2)	0	0	0	0.0000	0.0000		
	TOTAL (A)+(B)	7	500000	0	100.0000	100.0000		
(C)	Shares held by Custodians and against which Depository Receipts have been issued							
1	Promoter and Promoter Group	0	0	0		0.0000		
2	Public	0	0	0		0.0000		
	Sub-Total (C)	0	0	0		0.0000	0	
	GRAND TOTAL (A)+(B)+(C)	7	500000	0		100.0000	0	0.0000


*6 individuals holding one share each as nominees of Star Ferro and Cement Limited which is the 100% holding company

STAR FERRO AND CEMENT LTD.

Company Secretary

Introductory sub-table (I)(a)

Name of the Scrip: SHYAM CENTURY FERROUS LIMITED			
Class of security: Equity Shares of FV Re. 1 each			
SHAREHOLDING PATTERN - POST SCHEME OF ARRANGEMENT			
Partly paid-up shares:-	No. of partly paid-up shares	As a % of total no. of partly paid-up shares	As a % of total no. of shares of the company
Held by promoter/promoter group	0		0.0000
Held by public	0		0.0000
Total	0		0.0000
Outstanding convertible securities:-	No. of outstanding securities	As a % of total no. of outstanding convertible securities	As a % of total no. of shares of the company, assuming full conversion of the convertible securities
Held by promoter/promoter group	0		0.0000
Held by public	0		0.0000
Total	0		0.0000
Warrants:-	No. of warrants	As a % of total no. of warrants	As a % of total no. of shares of the company, assuming full conversion of warrants
Held by promoter/promoter group	0		0.0000
Held by public	0		0.0000
Total	0		0.0000
Total paid-up capital of the company, assuming full conversion of warrants and convertible securities		222172990 Shares of Re.1/- each	



Name of the Scrip SHYAM CENTURY FERROUS LIMITED								
Class of security: Equity Shares of FV Re. 1 each								
SHAREHOLDING PATTERN - POST SCHEME OF ARRANGEMENT								
Statement Showing Shareholding Pattern								
Category code	Shareholder	Number of Shareholders	Table I(a)		Total shareholding as a percentage of total number of shares		Shares Pledged or otherwise encumbered	
			Total number of shares	Number of shares held in dematerialized form	As a percentage of (A+B) ¹	As a percentage of (A+B+C)	Number of shares	As a percentage
(I)	(II)	(III)	(IV)	(V)	(VI)	(VII)	(VIII)	(IX) = (VIII)/(IV)*100
(A)	Shareholding of Promoter and Promoter Group ²							
1	Indian							
(a)	Individuals/ Hindu Undivided Family	19	109507641	109507641	49.2894	49.2894	3000000	2.7395
(b)	Central Government/ State Government(s)	0	0	0	0.0000	0.0000		
(c)	Bodies Corporate	6	39329080	39329080	17.7020	17.7020		0.0000
(d)	Financial Institutions/ Banks	0	0	0	0.0000	0.0000		
(e)	Any Others (Specify)	0	0	0	0.0000	0.0000		
	Sub Total(A)(1)	25	148836721	148836721	66.9914	66.9914	3000000	2.0156
2	Foreign							
a	Individuals (Non-Residents Individuals/ Foreign Individuals)	0	0	0	0.0000	0.0000		
b	Bodies Corporate	0	0	0	0.0000	0.0000		
c	Institutions	0	0	0	0.0000	0.0000		
d	Qualified Foreign Investor	0	0	0	0.0000	0.0000		
e	Any Others (Specify)	0	0	0	0.0000	0.0000		
	Sub Total(A)(2)	0	0	0	0.0000	0.0000	0	
	Total Shareholding of Promoter and	25	148836721	148836721	66.9914	66.9914	3000000	2.0156
(B)	Public shareholding							
(1)	Institutions							
(a)	Mutual Funds/ UTI	0	0	0	0.0000	0.0000		
(b)	Financial Institutions/ Banks	0	0	0	0.0000	0.0000		
(c)	Central Government/ State Government(s)	0	0	0	0.0000	0.0000		
(d)	Venture Capital Funds	0	0	0	0.0000	0.0000		
(e)	Insurance Companies	0	0	0	0.0000	0.0000		
(f)	Foreign Institutional Investors	6	765509	765509	0.3446	0.3446		
(g)	Foreign Venture Capital Investors	0	0	0	0.0000	0.0000		
(h)	Qualified Foreign Investor	0	0	0	0.0000	0.0000		
(i)	Any Other (specify)	0	0	0	0.0000	0.0000		
	Sub-Total (B)(1)	6	765509	765509	0.3446	0.3446		
(B)(2)	Non-institutions							
(a)	Bodies Corporate	314	23590575	23574075	10.6181	10.6181		
(b)	Individuals				0.0000	0.0000		
J	Individual shareholders holding nominal share capital up to Rs 1 lakh	7299	6639111	5562325	2.9883	2.9883		
H	Individual shareholders holding nominal share capital in excess of Rs. 1 lakh.	16	42183182	42183182	18.9866	18.9866		
(c)	Qualified Foreign Investor	0	0	0	0.0000	0.0000		
(d)	Any Other (specify)	0	0	0	0.0000	0.0000		
(d-i)	Trusts	6	108750	108750	0.0489	0.0489		
(d-ii)	Cleaning Member	20	8916	8916	0.0040	0.0040		
(d-iii)	Non Resident Individual	41	40226	40226	0.0181	0.0181		
	Sub-Total (B)(2)	7696	72570760	71477474	32.6641	32.6641		
(B)	Total Public Shareholding (B)= (B)(1)+(B)(2)	7702	73336269	72242983	33.0086	33.0086		
	TOTAL (A)+(B)	7727	222172990	221079704	100.0000	100.0000		
(C)	Shares held by Custodians and against which Depository Receipts have been issued							
1	Promoter and Promoter Group	0	0	0	0.0000	0.0000		
2	Public	0	0	0	0.0000	0.0000		
	Sub-Total (C)	0	0	0	0.0000	0.0000	0	
	GRAND TOTAL (A)+(B)+(C)	7727	222172990	221079704	100.0000	100.0000	3000000	1.3603




SHYAM CENTURY FERROUS LIMITED
SHAREHOLDING PATTERN - POST SCHEME OF ARRANGEMENT

(1)(b) Statement showing holding of securities (including shares, warrants, convertible securities) of persons belonging to the category "Promoter and Promoter Group"

Sr.	Name of the shareholder	Details of Shares held		Encumbered shares (*)			Details of warrants		Details of convertible securities		Total shares (including underlying shares assuming full conversion of warrants and convertible securities) as a % of diluted share capital
		Number of shares held	As a % of grand total (A)+(B)+(C)	No.	As a percentage	As a % of grand total (A)+(B)+(C) of sub-clause (I)(a)	Number of warrants held	As a % total number of warrants of the same class	Number of convertible securities held	As a % total number of convertible securities of the same class	
No.	(i)	(ii)	(iii)	(iv)	(v)=(v)/(ii)*100	(vi)	(vii)	(viii)	(ix)	(x)	(xi)
1	PREM KUMAR BHAIJANKA	21515986	9.6843	0	0.0000	0.0000	0	0	0	0	9.6843
2	PREM KUMAR BHAIJANKA	3000000	1.3503	3000000	12.2369	1.3503	0	0	0	0	1.3503
3	SANJAY AGARWAL	21104245	9.4990	0	0.0000	0.0000	0	0	0	0	9.4990
4	SAJJAN BHAIJANKA	19026075	8.5636	0	0.0000	0.0000	0	0	0	0	8.5636
5	SANTOSH BHAIJANKA	15049500	6.7738	0	0.0000	0.0000	0	0	0	0	6.7738
6	DIVYA AGARWAL	14488750	6.5214	0	0.0000	0.0000	0	0	0	0	6.5214
7	YASH BHAIJANKA	3297170	1.4841	0	0.0000	0.0000	0	0	0	0	1.4841
8	BHAWNA AGARWAL	2737690	1.2322	0	0.0000	0.0000	0	0	0	0	1.2322
9	HARI PRASAD AGARWALA	2435760	1.0963	0	0.0000	0.0000	0	0	0	0	1.0963
10	SUMITRA DEVI AGARWALA	1676250	0.7545	0	0.0000	0.0000	0	0	0	0	0.7545
11	HARI PRASAD AGARWALA	1530290	0.6891	0	0.0000	0.0000	0	0	0	0	0.6891
12	SONU BHAIJANKA	500000	0.2250	0	0.0000	0.0000	0	0	0	0	0.2250
13	SONU KAJARIA	500000	0.2250	0	0.0000	0.0000	0	0	0	0	0.2250
14	PAYAL BHAIJANKA	500000	0.2250	0	0.0000	0.0000	0	0	0	0	0.2250
15	PAYAL AGARWAL	500000	0.2250	0	0.0000	0.0000	0	0	0	0	0.2250
16	SHRADDHA AGARWAL	100000	0.0450	0	0.0000	0.0000	0	0	0	0	0.0450
17	SHRADDHA AGARWAL	700000	0.3151	0	0.0000	0.0000	0	0	0	0	0.3151
18	RAJESH KUMAR AGARWAL	745225	0.3354	0	0.0000	0.0000	0	0	0	0	0.3354
19	NANCY BHAIJANKA	100000	0.0450	0	0.0000	0.0000	0	0	0	0	0.0450
20	SRIRAM VANIJYA PVT. LTD.	8502180	3.8268	0	0.0000	0.0000	0	0	0	0	3.8268
21	BRIJDHAM MERCHANTS PVT. LTD.	7743990	3.4856	0	0.0000	0.0000	0	0	0	0	3.4856
22	SUMANGAL INTERNATIONAL PVT. LTD.	7666800	3.4508	0	0.0000	0.0000	0	0	0	0	3.4508
23	SUMANGAL BUSINESS PVT. LTD.	6831240	3.0747	0	0.0000	0.0000	0	0	0	0	3.0747
24	SRIRAM MERCHANTS PVT. LTD.	6739870	3.0336	0	0.0000	0.0000	0	0	0	0	3.0336
25	AUROVILLE INVESTMENTS PVT LTD	1845000	0.8304	0	0.0000	0.0000	0	0	0	0	0.8304
	TOTAL	148836721	66.9914	3000000	2.0156	1.3503	0	0	0	0	66.9914

(*) The term "encumbrance" has the same meaning as assigned to it in regulation 28(3) of the SAST Regulations, 2011



SHYAM CENTURY FERROUS LIMITED
 SHAREHOLDING PATTERN - POST SCHEME OF ARRANGEMENT

(I)(c)(ii) Statement showing holding of securities (including shares, warrants, convertible securities) of persons (together with PAC) belonging to the category "Public" and holding more than 5% of the total number of shares of the company

Sr. No.	Name(s) of the shareholder(s) and the Persons Acting in Concert (PAC) with them	Number of shares	Shares as a percentage of total number of shares (i.e., Grand Total (A)+(B)+(C) indicated in Statement at para (I)(a) above)	Details of warrants		Details of convertible securities		Total shares (including underlying shares assuming full conversion of warrants and convertible securities) as a % of diluted share capital
				Number of warrants	As a % total number of warrants of the same class	Number of convertible securities held	% w.r.t total number of convertible securities of the same class	
1			0.0000					
2			0.0000					
3			0.0000					
4			0.0000					
5			0.0000					
6			0.0000					
7			0.0000					
8			0.0000					
9			0.0000					
10			0.0000					
		0	0.0000	0		0		0
TOTAL								



SHYAM CENTURY FERROUS LIMITED
 SHAREHOLDING PATTERN - POST SCHEME OF ARRANGEMENT
 (II)(a) Statement showing details of Depository Receipts (DRs)

Sr. No.	Type of outstanding DR (ADRs, GDRs, SDRs, etc.)	Number of outstanding DRs	Number of shares underlying outstanding DRs	Shares underlying outstanding DRs as a percentage of total number of shares (i.e., Grand Total (A)+(B)+(C) indicated in Statement at para (I)(a) above)
1				0.0000
2				0.0000
3				0.0000
4				0.0000
5				0.0000
6				0.0000
7				0.0000
8				0.0000
9				0.0000
TOTAL		0	0	0.0000



